

## Reading— VIPERS

Read the text and answers these questions.

1) How many children were there?

---

2) Who do you think the narrator is?

---

3) What does the word 'stray' mean?

---

4) Select the word that means the same as 'embedded'

---

5) Do you think the story is set in England? Explain why using evidence from the text

---

---

---

---

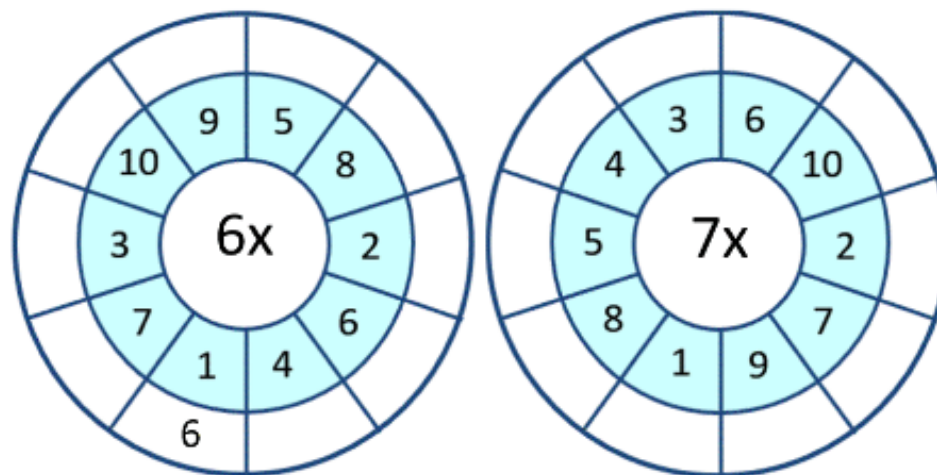
---

---

---

## Mental Maths

Complete the multiplications as quick as you can. Time yourself to see how quick you completed it.



## Spelling

Practice these spellings which we have looked at this week. Choose one of the activities on the grid to show this.

Convenient

Apparent

Sufficient

Variant

Relevant

Hesitant

Effect

Affect



Pick a challenge to complete this week.

### French

Write down the different rooms you have where you live and then write next to them what they are in French. Have a go at also saying what kind of house you live in.



### Geography

Make a model river to see what happens to the rivers load. Use the instructions on the separate sheet to help you make your river and write down what happens.




### Science - Experiment

Take different pieces of food and put them into a bowl. Add hot water and leave for 3-4 minutes. What has happened to each of the pieces of food? Has it dissolved, melted, crumbled? Record your findings in a table.

Make sure you are supervised throughout the experiment by an adult.

### Art

Create a piece of art work in style of an Impressionist artist. This can be of something inside or outside of where you live.



### RE

Write a parable (a story with a lesson in it) for a modern Bible

Suggestions on what you could write about:

Friendship  
Courage  
Honesty/Loyalty  
Respect

### PSHE

Create a poster showing what you ambitions in life would be. This can include where you would like to visit on holiday, your future job, passing your driving test and having a car or where you would like to live.

# AMBITIONS

Year 5's  
Home Learning

Homework due back on  
Wednesday 29th January 2025

# Make a Model River

## Supplies

- A clear plastic bottle
- Small pebbles or stones
- Sand
- Soil
- Water




- 1** Put all of the sand, stones and soil into a bottle.




- 2** Fill the bottle with water and replace the bottle's lid tightly.



- 3** Now shake your bottle. Watch what happens to the sand, soil and stones (the river's load). Now leave your bottle to sit for a few minutes.



Draw a diagram of what you saw.



Can you explain why it happened?

---

---

---

---

---

---

---

<b>Easy as ABC...</b> Write all your words in alphabetical (ABC) order. 	<b>Part of a whole...</b> Write your words into different syllables using different colours! Running Festival Brown	<b>On the other hand...</b> Use the hand you <b>don't usually write with</b> to practise your spellings! 	<b>In the spotlight...</b> Write the consonants in one colour, vowels in the other. (Vowels: a, e, i, o, u) 
<b>Like an Egyptian...</b> Write your word in a p py pyr pyra pyram pyrami pyramid	<b>Your money or...</b> "Write" words using a newspaper or magazine to cut them out...like a ransom note! 	<b>Come rain or shine...</b> Write each letter of the word in a different colour to create a rainbow! 	<b>Let's be silly...</b> Write a sentence which uses <b>all</b> of your words in it! 
<b>Tell me a story...</b> Draw a small picture showing your word, then write a sentence about it! 	<b>Blowing bubbles...</b> Write all your words in bubble writing! 	<b>20 Questions...</b> Use half your spellings to write a question...then use the other half to answer them! 	<b>Rhyme Time...</b> Write three words which rhyme with each spelling word. 
<b>Bond, James Bond...</b> Create a code. Write your words in the code. Can someone else crack them? e.g. a = □ b = ♦ c = ▲	<b>Synonym/Antonym</b> Synonym - means the same Antonym - the opposite Write one of each for each of your words! 	<b>That's backwards...</b> Write your spelling words backwards! 	<b>You're a joker...</b> Write each word into a joke! Test them out on someone nearby... 

# FATHER

EBBA ROSE WAS THE NAME of our last-born child. Except it was a lie. Her name should have been Nyamh Rose. But everyone called her Rose rather than Ebba, so the lie didn't matter. At least, that is what I told myself.

The Rose part of her name came from the symbol that lies at the centre of the wind rose – which is fitting because she was lodged at the very centre of my heart.

I loved each of her seven brothers and sisters, but I will admit there was always something that set Rose apart from the others. And it wasn't just the way she looked.

She was the hardest to know of my children, and that was because she would not stay still. Every time I held her as a babe, she would look up at me, intent, smiling with her bright purple eyes. But soon, and always, those eyes would stray past my shoulder, seeking the window and what lay beyond.

Rose's first gift was a small pair of soft boots made of reindeer hide. They were brought by Torsk, a neighbour, and as he fastened them on Rose's tiny feet with his large